

DESCRIPTION

This AC-DC switching power supplies in a package of 3 x 5 inches is a Class-II PSU and no load power consumption less than 0.21W. This PSU is capable of delivering 65 watts continuous power at convection cooling and 50°C operation temperature. Product is suitable for audio & video, display, house hold (Europe), information, and networking application.

FEATURES

- Class-II design
- Design to meet IEC 60950-1, IEC 60065-1, IEC 62368-1 and EN 61558-1 safety standard
- Compact dimension 3"x5"x1.126"
- No load power consumption less than 0.21W
- EN 55032 Class B radiated emission
- Surge protection ± 2 KV diff, ± 4 KV com
- High altitude 5000 meters operation
- OTP, Brown out protection

INPUT SPECIFICATIONS

Input voltage:	90-264 VAC
Input frequency:	47-63 Hz
Input current:	1.7 A (rms) for 115 VAC 0.8 A (rms) for 230 VAC
No load power consumption	≤ 0.21 W
Touch current:	250 uA max. @ 264 VAC, 63 Hz

OUTPUT SPECIFICATIONS

Output voltage/current:	See rating chart.
Total output power:	65W
Protection:	
Over voltage	Set at 110~200% of nominal output voltage, auto recovery
Short circuit & overcurrent	Output protected to short circuit condition and auto recovery
Over temperature	Detected by thermistor, auto recovery
Brown out	Set at 75VAC
Temperature coefficient:	All outputs $\pm 0.04\%$ /°C maximum
Transient response:	Maximum excursion of 5% or better on all models, recovering to 1% of final value within 500 us after a 25% step load change

ENVIRONMENTAL SPECIFICATIONS

Operating temperature:	-20°C to +70°C
Storage temperature:	-40°C to +85°C
Relative humidity:	5% to 95% non-condensing
Derating	Derate from 100% at +50°C linearly to 50% at +70°C, applicable to convection cooling conditions

FSP065-P35 A Series



SAFETY STANDARD APPROVAL



IEC 62368-1



UL 62368-1,
CAN/CSA 22.2 No.62368-1-14

GENERAL SPECIFICATIONS

Efficiency:	See rating chart.
Power turn on time	1.0 Sec maxi.
Hold-up time:	10 mS minimum @ 100% load & 115 VAC 50 mS minimum @ 100% load & 230 VAC
Line regulation:	$\pm 0.5\%$ maximum at full load
Inrush current:	55A @ 115VAC @ 25°C cold start 100A @ 230 VAC @ 25°C cold start
Operating altitude	5000 meters above sea level
Withstand voltage:	3000 VAC from input to output
Isolation Resistance:	Input to output 100M ohm @ 500Vdc, 25°C
MTBF:	400,000 hours minimum at full load at 25°C ambient, calculated per BELL CORE SR-332
EMC Performance	
EN55032	Class B conducted, class B radiated
FCC:	Class B conducted, class B radiated
VCCI:	Class B conducted, class B radiated
EN61000-3-2:	Harmonic distortion, class A
EN61000-3-3:	Line flicker
EN61000-4-2:	ESD, ± 8 KV air and ± 4 KV contact
EN61000-4-3:	Radiated immunity, 3 V/m
EN61000-4-4:	Fast transient/burst, ± 1 KV
EN61000-4-5:	Surge, ± 2 KV diff, ± 4 KV com
EN61000-4-6:	Conducted immunity, 3 Vrms
EN61000-4-8:	Magnetic field immunity, 3 A/m
EN61000-4-11:	Voltage dip immunity, 240Vac 30% reduction for 500 ms, criteria A >95% reduction for 10 ms, criteria A >95% reduction for 5000 mS, criteria B

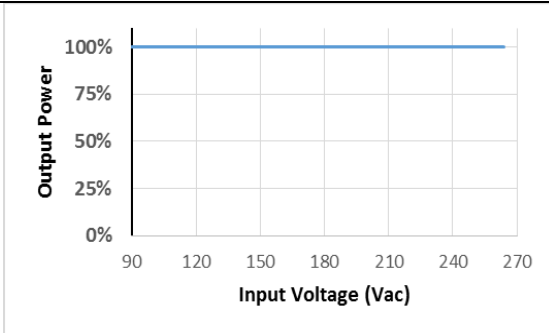
OUTPUT VOLTAGE / CURRENT RATING CHART

Model	Output Voltage	Min. Load	Max. Current	Tolerance	Ripple & Noise ⁽¹⁾	Max. Power	Efficiency 115 / 230 Vac
FSP065-P35-A05	5 V	0 A	13.0 A	±3%	100 mV	65W	86 / 87%
FSP065-P35-A12	12 V	0 A	5.42 A	±3%	120 mV	65W	87 / 88%
FSP065-P35-A24	24 V	0 A	2.71 A	±3%	240 mV	65W	87 / 88%

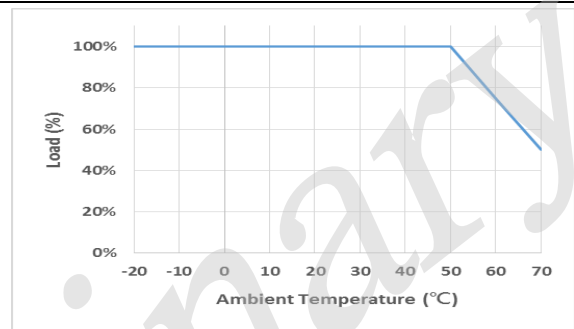
Notes:

(1) Ripple and noise is maximum peak to peak voltage value measured at output within 20 MHz bandwidth, at rated line voltage and output load ranges, and with a 10 µF tantalum capacitor in parallel with a 0.1 µF ceramic capacitor across the output.

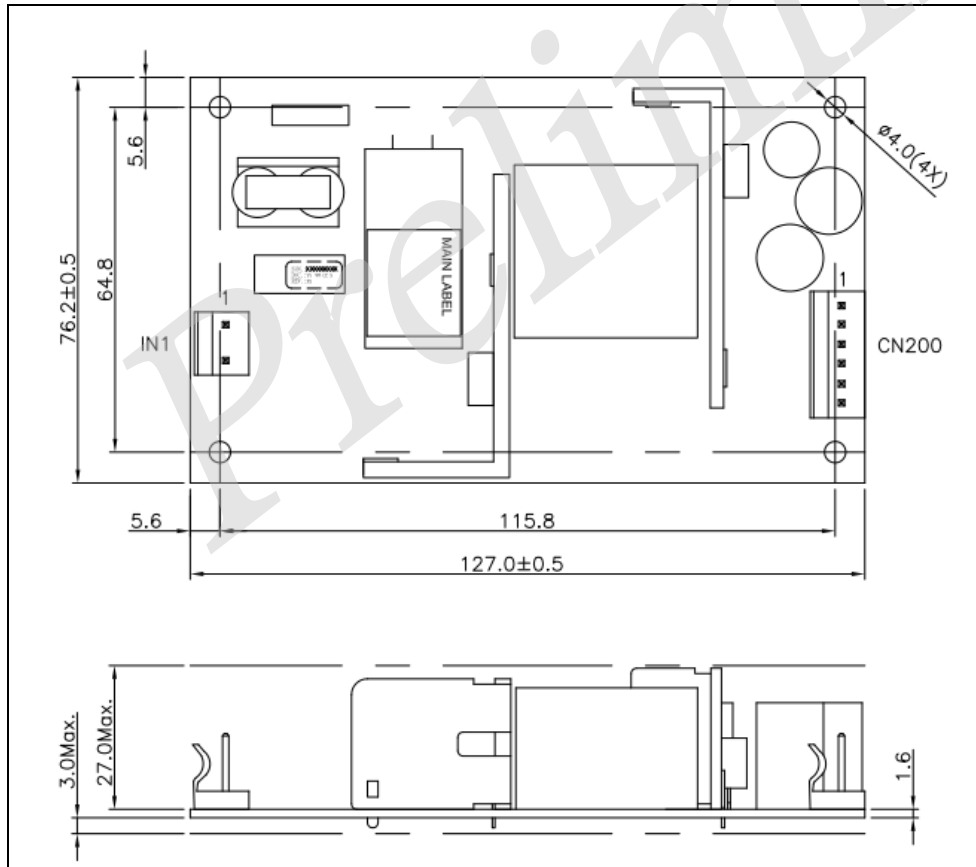
INPUT VOLTAGE DERATING CURVE



OUTPUT DERATING CURVE



MECHANICAL SPECIFICATIONS



Note:

- Input connector IN1:
JWT A3961WV2-3P-D or EQU

Pin 1	Line
Pin 2	N.C
Pin 3	Neutral

- Output connector CN200:
JWT A3961WV2-6P or EQU

Pin 1, 2, 3	RTN
Pin 4, 5, 6	V+

- Dimension (L*W*H):
127 * 76.2 * 28.6 mm
3" * 5" * 1.126"
- Weight:
200 grams. (0.44 lbs.) approx.